

Reinforcement worksheet 1

- Remind the pupils about the ezine competition in the Pupil's Book. Pupils then read the online chat in which Sue, another girl at City School, asks Alvin about the competition. They complete it with Alvin's answers. Finally, pupils listen to the conversation (Track 2) and check their answers.
- Key:** 2 Students between the ages of 7 and 12. 3 The best ezine wins new computers for your school. 4 You can win ten! 5 You must write an interesting article and add some photos. 6 You must write more than one article, Sue! 7 You must write one every month! 8 Oh, Sue! Don't be lazy!
- **Optional follow-up activity:** In pairs, pupils change the answers for 2–8, creating a new competition of their own. Their competition will have different prizes and different instructions, etc. They then join another pair and ask and answer questions in groups.

Reinforcement worksheet 2

- Use the 'T1 = Q' beside the keyboard to make sure that pupils understand the code and work through the example *microphone* with the class. Pupils then work out the other four technology words.
- Key:** 2 speakers, 3 laptop, 4 headphones, 5 keyboard.
- When they have finished, they label the silhouettes.
- Key:** 2 laptop, 3 keyboard, 4 speakers, 5 microphone.
- Pupils then write words in code for the definitions.
- Key:** 1 T10 – T3 – B6 – M3 – T4 – T8 – B4 – T3 (pen drive),
2 B3 – M6 – M1 – T5 (chat),
3 T2 – T3 – B5 – B3 – M1 – B7 (webcam).
- **Optional follow-up activity:** In pairs, pupils create a code of their own (or use the existing keyboard code) to write five more words for another pair to solve. Pairs win one point for each word correctly decoded.

Extension worksheet 1

- Pupils read the three conversations and put the text messages in order. Finally, they write their own text message conversation with a friend in the last box.
- Key:** a 1, 5, 2, 4, 3, 6; b 1, 4, 3, 5, 2, 6; c 1, 6, 3, 2, 5, 4.
- **Optional follow-up activity:** Pupils re-write their conversation so that it is not in order. They give it to a partner, who puts it in the correct order.

Extension worksheet 2

- Photocopy one sheet for every two pupils. Cut the sheets in half and give them out to each pair.

Pupils first draw, colour and write things in their pictures, following the instructions on the right.

Work with a pupil in front of the class to model how to describe and ask about each other's pictures, e.g. Pupil A: In my picture, there is a pen drive near the keyboard. Please draw it.

Pupil B: Is it on the left?

Pupil A: etc.

If necessary, write these expressions on the board:
*Where is/are ...? How many ...? What colour is/are ...?
How do you spell ...? What else is in your picture?*

Ask pupils to sit opposite each other. Pupil A then describes his/her new picture to Pupil B. Pupil B listens, asks for details and adds Pupil A's details to his/her own picture. Finally, they swap roles.

- **Optional follow-up activity:** In pairs, pupils make simple sentences about the picture and their partners say whether it is true or false, e.g. *In my picture, there are two speakers.*

Song worksheet

- Explain that compound nouns are nouns made up of two words, e.g. *mobile phone, classroom, blackboard, and remote control*. Pupils match the words to find eight examples. They then circle seven of the compound nouns in the song.

Key: schoolbags, pen drives, laptop, keyboard, whiteboard, headphones, computer games, text message.

- Pupils then look at the compound nouns in the song to see if they are written as one word or two. They write the words in the two computer screens accordingly.

Key: One word: schoolbags, whiteboard, laptops, headphones, keyboard.

Two words: pen drives, computer games.

- Finally they listen and sing the song (Track 3).
- **Optional follow-up activity:** Pupils interview each other in pairs using *Have you got ...? or Is there a ...?* and one of the objects, e.g. *John, have you got a schoolbag? Katy, is there a whiteboard in the classroom?*

Topic worksheet

- Pupils read the article about safety on the internet. They then read the sentences and decide whether each one is good advice or bad advice.

Key: 1 ✓, 2 X, 3 ✓, 4 ✓, 5 X.

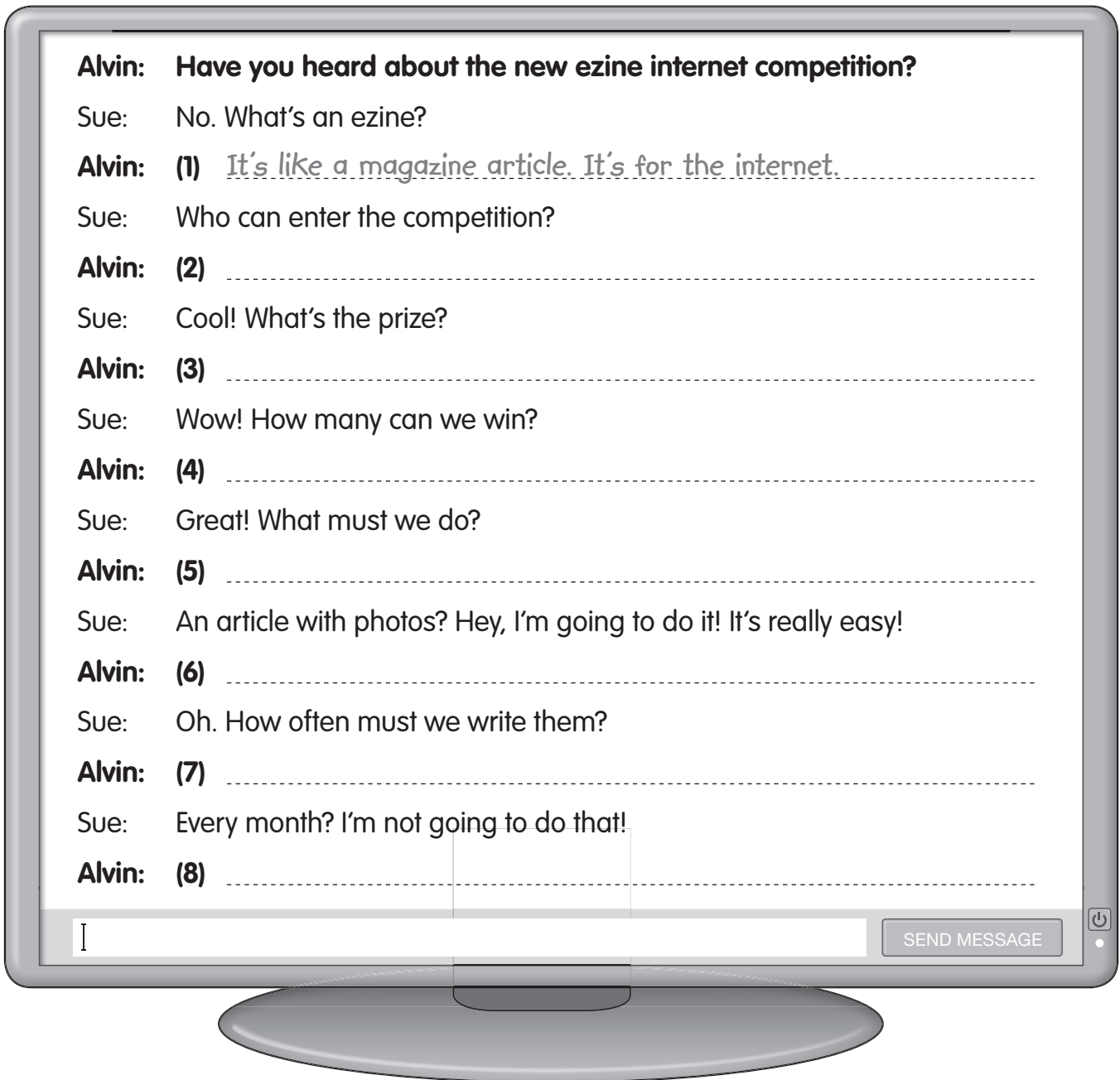
- **Optional follow-up activity:** Pupils write an advice sheet for computer users with useful tips. Encourage experienced computer users to write about things the others may not know, e.g. types of virus, anti-virus software, how to 'block' junk mail, Trojan Horses, etc. Pupils could write about more basic computer tips rather than internet advice, e.g. saving your work regularly, using spellcheck to correct your work, etc. If someone doesn't use a computer, they could sit with someone who does. Display their advice sheets on the classroom wall.



Reinforcement worksheet 1

1 Complete the online chat.

You must write more than one article, Sue!	Oh, Sue! Don't be lazy!
It's like a magazine article. It's for the internet.	You can win ten!
You must write one every month!	Students between the ages of 7 and 12.
The best ezine wins new computers for your school.	
You must write an interesting article and add some photos.	



2 Listen and check.



1 Look at the code. Write the secret words.




- 1 B7 – T8 – B3 – T4 – T9 – T10 – M6 – T9 – B6 – T3 microphone.....
- 2 M2 – T10 – T3 – M1 – M8 – T3 – T4 – M2
- 3 M9 – M1 – T10 – T5 – T9 – T10
- 4 M6 – T3 – M1 – M3 – T10 – M6 – T9 – B6 – T3 – M2
- 5 M8 – T3 – T6 – B5 – T9 – M1 – T4 – M3


2 Label the pictures with the words in Activity 1.




1headphones.....



2



3



4



5

3 What are these words? Write them in code.

- 1 a small thing that you use to carry information T10
- 2 talk to friends online
- 3 a thing that you use to see your friends online



Extension worksheet 1



1 Read and order the text messages.

a

Amy: HI. HOW RU? 1

Amy: SURE. WE CAN C EACH OTHER ON OUR WEBCAMS

Ben: fine thx. and u?

Ben: i've got a webcam too. let's c if they work! 4

Amy: GR8! I'VE GOT A NEW WEBCAM!

Ben: ru sure u want 2 c me? I'm v ugly :) 6



b

Ben: can i borrow your headphones? 1

Amy: A MICROPHONE AND TWO SPEAKERS

Ben: well, what have u got? 3

Ben: can i borrow those?

Amy: SORRY I HAVEN'T GOT ANY HEADPHONES

Amy: SURE. COME OVER. U CAN HELP ME WITH MY HOMEWORK WHEN UR HERE :) 6

c

Amy: CAN U HELP ME? MY LAPTOP'S BROKEN. 1

Ben: because the baseball game starts in 5 mins :)

Amy: THE KEYBOARD ISN'T WORKING 3

Ben: o no - what's the problem with it?

Amy: Y CAN'T U COME OVER NOW? 5

Ben: :(sorry, but i can't help u now

2 Now write a text message conversation with your friend.

U WANT TO C A FILM 2NITE?

.....

.....

.....

.....

.....

.....



- ★ Pupil A – Draw, colour and write. Don't show Pupil B.
Describe your picture for Pupil B to draw.



- 1 Draw a pen drive near the keyboard.
- 2 Draw two speakers.
- 3 Colour the headphones.
- 4 Think of a school subject. Write it under the word *Homework*.
- 5 Add one more thing to your picture.

- ★ Pupil B – Draw, colour and write. Don't show Pupil A.
Describe your picture for Pupil A to draw.



- 1 Draw a mobile phone near the books.
- 2 Draw some flowers on Mary's computer screen.
- 3 Colour the webcam.
- 4 Think of a day of the week. Write it on the calendar.
- 5 Add one more thing to your picture.



Song worksheet



1 Match the words in A and B to make compound nouns.
Circle seven words in the song.

A school pen lap key white head computer text

B board tops games bags drives message phones board

2 Which compound words do we write as one word and which as two words?



We've got pen drives in our schoolbags,
An electronic whiteboard on the wall.
We've got laptops,
headphones and MP3s.
Hear the future call!

Now we text on mobiles,
We use high technology.
We communicate by internet
And watch films on DVD.

We take photos with our phones,
We watch videos on the screen.
We use programs for a dictionary
To find out what words mean.

Some just play computer games
Or watch the television.
They don't use their imagination
Or think or speak or listen.

We don't need pens or paper –
The keyboard does it all!
There are robots in our factories.
Hear the future call!



3 Now sing the song!



Topic worksheet



 **Read about safety on the internet. Are the sentences 1–5 below good (✓) or bad (X) advice?**

Computers are clever but humans are clever too! Some humans are very bad people. We call them *criminals*. They know how to steal your money – and even your name – from the computer.

Junk mail

People often try to find your email address because they want to sell you something. These emails are called *junk mail*. When you open junk mail, the senders know that your email address is correct. Then they send you more emails. Sometimes they sell your address to criminals, so don't open emails if you are not sure who sent them to you. It's important not to reply to emails like this.

Viruses

Viruses are like an illness – they make your computer ill! Sometimes criminals send you viruses inside junk mail. Be careful if you can see something with the email. Don't click on it! If a very bad virus gets inside your computer, it stops working. Some bad websites can give you viruses as well. If possible, buy

an anti-virus program and use it every week. It can find viruses and kill them.

Chat rooms

Chat rooms are great fun. You can play games with other people. You can show people your photos and make new friends, but watch out! Criminals can see what you write. Never tell people these three things: your home phone number, your email address and your home address. If you want, use a false name. Also, when you join a chat room, tell your parents. Sometimes you don't know who you are talking to, so don't meet people from your chat room if you don't know them. If you plan to meet a new friend, ALWAYS ask your parents and NEVER go alone.

Enjoy using the computer, but don't take risks!

- 1 Don't use your real name in a chat room.
- 2 Reply to junk mail.
- 3 Ask your parents when you want to meet a new friend.
- 4 Buy an anti-virus program.
- 5 Click on something in a junk mail message.