



Teacher's notes

Reinforcement worksheet 1

- Tell pupils that it is Mary's birthday and her friends are playing a game. She is blindfolded and she has to guess what her presents are. Pupils read the three dialogues and complete the sentences, using the words in each cake.

Key: 1 sounds, What, bottle, 2 like, soft, feels, look, 3 Smell, smells, does, tastes.

- **Optional follow-up activity:** Pupils practise the dialogues in groups of four.

Reinforcement worksheet 2

- Pupils tick the words that they see in the drawing. They then read the clues and write in the food words.

Key: 1) Words not ticked should be: spoon, sausage, salt, onions. 2) 2 salt, 3 spoon, 4 pepper, 5 knife, 6 fork, 7 plate, 8 meal.

- **Optional follow-up activity:** Pupils draw, colour and label their favourite meals. You could make a chart showing which meals are most/least popular in the class and stick their pictures around it. You may need to help them with some more food vocabulary.

Extension worksheet 1

- Pupils describe the clouds, using the expression *look(s) like*. Then pupils match the questions and answers. Point out: *feel like / smell like / taste like / sound like*.

Key: 1) (possible answers) 1 boat, 2 like a bottle, 3 This cloud looks like an elephant, 4 This cloud looks like a shoe.
2) 2 What does it taste like? 3 What does it feel like?
4 What does it sound like? 5 What does it smell like?
6 What does it feel like?

- **Optional follow-up activity:** Pupils draw pictures of clouds and show them to their partner. What do they look like? Encourage pupils to use their imagination! If possible, bring in different smelling, tasting and feeling objects. Put them in a bag or blindfold pupils if they are food, for them to describe what they smell, feel, taste, sound like etc.

Extension worksheet 2

- Pupils read the steps for making a sandwich and put them in order. Then pupils write down six steps for making their favourite kind of sandwich. Ask them to cut along the dotted lines and give all of their sentences mixed up to their partner. The partner puts the steps in order.

Key: 4, 6, 2, 5, 3, 1, 7.

- **Optional follow-up activity:** Pupils put their sandwich recipes on the wall. They read each other's recipes and choose their favourite one. Suggest that for homework they make one of their friends' favourite sandwiches. What does it taste like?

Song worksheet

- Pupils match the words to the pictures and then write the words in the gaps. They listen to the song to check their answers.

Key: 1) Clockwise from example: a, f, d, n, c, i, k, g, h, m, b, l, e, j. 2) See Pupil's Book, page 57.

- **Optional follow-up activity:** Pupils invent actions to go with the song and perform them while singing.

Topic worksheet

- Pupils read about animal senses and find three ways in which humans' senses are different. Pupils colour the boxes containing things we eat and drink with red, food words green, drinks words blue and the senses yellow. The picture will reveal a red flower on grass with a blue sky and a sun on the top right. Note: The picture is blurred or unclear because insects can't see shapes of objects as clearly as humans can.

Key: Human senses are different because we touch with our fingers, not our noses, we can't hear very high sounds, we can't smell danger like some animals, our eyes see differently.

Colour code: green (food) – eggs, tomato, salt, cheese, salad, meat, bread; blue (drinks) – water, juice, milk, cola; red (things we eat and drink with) – knife, fork, spoon, bowl, plate, glass; yellow (senses) – touch, taste, hearing.

- **Optional follow-up activity:** Pupils discuss what is the most important sense for them and why.

Reinforcement worksheet 1



★ It's Mary's birthday. Her friends are playing a game. She has to guess what her presents are. Complete the sentences.

1

Sue: Mary! Listen to this! What does it sound like?

Mary: Mmmm. It like water.

Sue: Now smell it! does it smell like?

Mary: It smells like flowers! I think it's a of perfume.



2

Dan: It's my turn. Touch this! What does it feel ?

Mary: It feels like a bowl.

Dan: But it's not a bowl! You put it on your head!

Mary: It like a hat. Is it a hat?

Dan: Yes it is! And you're going to like a film star in it!



3

John: this! What is it, Mary?

Mary: It like chocolate.

John: Now taste it! What it taste like?

Mary: It creamy. It's a cake. I know, it's my birthday cake!

John: Yes, it is! And here's a fork and a plate, so you can eat it!



Reinforcement worksheet 2

1 Tick (✓) the things that you can see in Amy's meal.



- | | |
|---------|-------------------------------------|
| fork | <input checked="" type="checkbox"/> |
| flour | <input type="checkbox"/> |
| spoon | <input type="checkbox"/> |
| sausage | <input type="checkbox"/> |
| cheese | <input type="checkbox"/> |
| pepper | <input type="checkbox"/> |
| salt | <input type="checkbox"/> |
| tomato | <input type="checkbox"/> |
| onions | <input type="checkbox"/> |
| pizza | <input type="checkbox"/> |
| plate | <input type="checkbox"/> |
| knife | <input type="checkbox"/> |


2 Read the clues and write the words.

- 1 It's made of wheat. We use it to make bread and pizza.
- 2 It's white and you use it to make your food taste good.
- 3 It's something we use to eat soup.
- 4 It's black and it tastes strong.
- 5 It's made of metal. We use it to cut our food.
- 6 We use it to bring food from our plate to our mouth.
- 7 We put food on it when we eat.
- 8 It's what we call breakfast, lunch and dinner.

f l o u r




- 1 Look at the clouds. They have interesting shapes. What do you think each one looks like?




1 This cloud looks like a

.....



2 This cloud looks

.....



3

.....



4

.....

- 2 Complete the questions and the answers.



- | | | |
|---|---|---|
| 1 | What <i>does it smell</i> like? | It <i>smells like a</i> flower. |
| 2 | What like? | It sugar. |
| 3 | What like? | It fur. |
| 4 | What like? | It French. |
| 5 | What like? | It paint. |
| 6 | What like? | It plastic. |

Extension worksheet 2



1 This is how I make my favourite sandwich. Number the steps.

..... Then I spread strawberry jam on top of
the peanut butter.

..... Then I cut them in half.


..... First I take two pieces of bread.

..... Then I put the two pieces of
bread together.

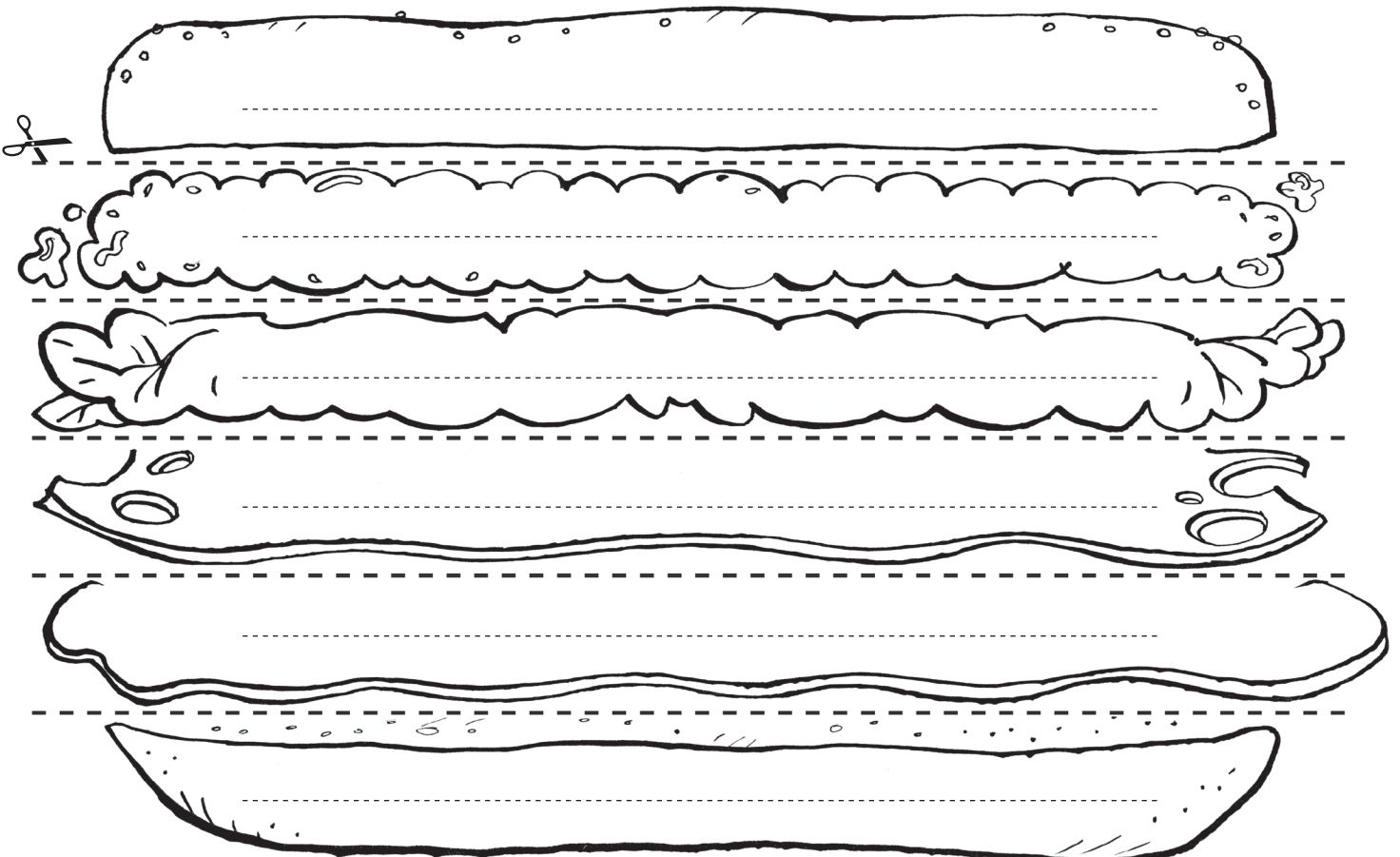
..... Next, I put peanut butter on
both pieces of bread.

.....!..... Ingredients: two pieces of bread, strawberry jam and peanut butter.

..... Finally, I eat my sandwich!



2 Write down six steps for making your favourite kind of sandwich. Then cut along the dotted lines and give all of your sentences to your partner. Ask your partner to put the steps in order.






1 Match the words with the pictures.

a ~~Mario~~ b wait c cheese d onion e plate f throw g tastes
h hair i knife j hands k bowl l flour m pizza n listen

2 Complete the song with the words.

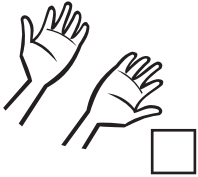


My name's Mario,

I'm an Italian cook.

If you want to make a p.....,

Then l..... to me and look.

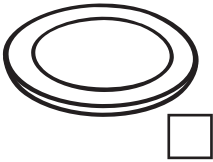


Take salt, yeast, f..... and water,

Put them in a b.....

Mix them all together,

And w..... for it to grow.




When the base is bigger,

Th..... it in the air.

Use your h..... to turn it,

Don't get it in your h.....




Now you choose your topping,

Tomato, pepper and ch.....

You can choose anything,

Sausage, o..... and meat.

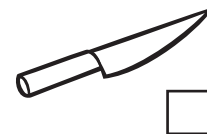
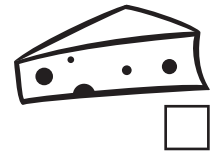
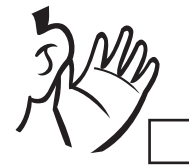

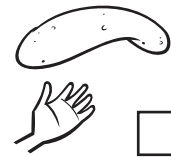


Cook for 15 minutes,

Then put it on a p.....

Cut it with a k..... and fork,

Hmm. Now that..... great!




3

12

Listen to the song and check your answers.



 **Read about the senses. Find three ways in which our senses are different to those of animals.**

The Five Senses

The five senses are: touch, taste, hearing, smell and sight. Humans usually have all five senses but they are not the same as the senses of other animals. Think about touch. Humans touch things with their fingers, but small animals touch with their noses. What about taste? Snakes can taste food better than us! And hearing? Bats and dogs can hear very high sounds that humans can't hear. And humans can't smell danger like some animals. We can smell meat, but lions can smell it much better. They need to find and eat it!

Now think about sight. Humans see objects very differently from insects. Insects can't see objects very well. Their eyes are different from our eyes because they need to see movements and colours that we don't need. What does a red flower look like to you? To find out what a red flower looks like to an insect, colour all the boxes with things we eat with and drink with in red in the picture. Now colour the boxes with types of food in green. This is what green grass looks like to an insect.

Now colour the drinks boxes in blue and the senses in yellow. These are what the sun and the sky look like to an insect.

