

Name:

Class:


1 **26** Listen and draw lines. There is one example.

Mary

Sarah

Harry

Fred



Lucy

Jim

Alex

Listen and write. There is one example.

Katy's Party



Name: Katy Barker

1 Having a party at:

2 Giving money to: 'Help the

3 Katy's food: chocolate

4 Number of people:

5 Telephone number:

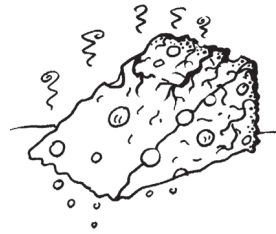
3

28


What did the children in the class make? Listen and write a letter in each box. There is one example.



Anna



A



B



David



C



D



John



E



F



Sally



G



H



Katy






Richard

4

29

Listen and tick (✓) the box. There is one example.



Where was Jason's birthday party?

A B C

1 Why didn't Grandma go to the birthday party?

A B C

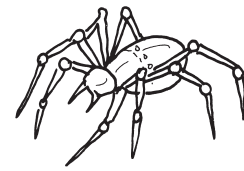
2 What did Jason eat?

A B C

3 What did the birthday cake look like?

A B C

4 What was Jason's favourite present?

A B C

5 When is Jason going to visit his grandparents?

A B C

Listen and colour and draw and write. There is one example.




Name:

Class:

1 Look and read. Choose the correct words and write them on the lines. There is one example.

	paper	a hat	meals	
a bowl	<p>It's made of metal. You use it to cut bread and fruit. a knife -----</p> <p>1 They're round. You put pizza and other food on them. -----</p> <p>2 We eat three of these every day. The first one is breakfast. The last one is dinner. -----</p> <p>3 This is a kind of material. It's very warm and it comes from animals. Hats are often made of it. -----</p> <p>4 This material is made from trees. We write on it. There is lots of it in your notebook. -----</p> <p>5 This material can break easily. Bottles are usually made of it. -----</p> <p>6 This makes food taste good. When you are cooking pasta, you put it into the water. -----</p> <p>7 This is a kind of metal. It's expensive. Watches are sometimes made of it. -----</p> <p>8 This material is made using oil. Cameras, bags and computers are often made of it. -----</p> <p>9 It's made of wool and you wear it when it's cold. You put it around your neck. -----</p> <p>10 These are made of metal or plastic. You use them to eat soup and ice cream. -----</p>			a scarf
salt				spoons
a knife				plastic
pepper				wood
fur				glass
plates				gold

2 Look and read. Write yes or no.



Examples

There is a cook in the restaurant.

..... yes

The cook is wearing a fur hat.

..... no

Questions

1 The woman who's eating a sandwich is wearing a leather jacket.

.....

2 The man and woman are eating some cake with forks.

.....

3 The tables are made of wood.

.....

4 The round clock on the wall says 'four-thirty'.

.....

5 The children are eating pizza with their fingers.

.....

6 The elephant is wearing a gold watch.



.....

7 The cook is throwing a plate in the air.

.....

- 3** Anne is bringing some materials to Mr Green to be recycled.
What does Anne say?
Read the conversation and choose the best answer.
Write a letter (A–H) for each answer.
You do not need to use all the letters.

Example

	Mr Green: Can I help you, Anne?
	Anne:C.....

Questions

1



Mr Green: What do you want to recycle?



Anne:

2



Mr Green: Put the plastic bottles in the blue bin.



Anne:

3



Mr Green: They go in the red bin.
Can I help you with them?



Anne:

4



Mr Green: OK. That's plastic and newspapers. Have you got anything else to recycle?



Anne:

5



Mr Green: OK. Thank you, Anne. That's great!



Anne:

- A** What about the wood?
- B** Yes, please.
- C** Yes, please. I want to recycle some things.
(Example)
- D** No, I haven't. That's everything for today, Mr Green.
- E** Some plastic bottles and some old newspapers.
- F** They're made of wool.
- G** OK. Now where do I put the newspapers?
- H** Goodbye, Mr Green!
See you next week!



4 Read the story. Choose a word from the box. Write the correct word next to numbers 1–5. There is one example.



Beth was staying with her grandparents when her mum called her. 'I've got a surprise for you. Guess what it is!' her mum said.

Beth and her mum often played this game. They asked questions about the five senses of smell, hearing, sight, touch and (1)

Beth said, 'OK. First question: 'What does it (2) like? Is it pretty?' Mum said, 'Yes. It's small and beautiful.' Beth asked, 'Is it a toy?' Mum said, 'No. But you *can* play with it.'

'OK. What does it feel like?' Beth asked. Mum said, 'It feels (3) and warm.'

Beth asked, 'What does it taste like? Is it a cake?' Mum said, 'You can't *eat* it!' Then Beth said, 'I know! It's a cat!' Her mum said, 'No, but it is a kind of animal.' Then Beth asked, 'What does it (4) like?' Mum said, 'Well, sometimes it's quiet and sometimes it's very noisy.' 'Is it a dog?' Beth asked but she was wrong again.

'OK. Fifth sense, Mum,' said Beth 'What does it smell like?'

Mum said, 'Well, sometimes it smells nice and sometimes it smells (5) !'

'I know,' said Beth. 'It's a new baby!'

Mum said, 'Yes, it's your new baby sister! And she's two days old!'

example

~~mum~~ taste hungry soft sound feel look
terrible cold old


(6) Now choose the best name for the story.

Tick (✓) one box.

A new person in the family Beth's new cat Something good to eat

- 5 Look at the picture and read the story. Write some words to complete the sentences about the story. You can use 1, 2, 3 or 4 words.

The elephant



One day, Maria's teacher, Mrs White, came to class with some great news. 'The museum is having a competition! Every class is going to make an animal out of recycled materials,' she said. Maria and the other children were excited.

The children brought materials from home. Soon, the class had 50 paper cups, 6 boxes of newspapers, 2 paper plates and 2 plastic knives. 'What sort of animal are we going to make with these things?' asked the children. Mrs White smiled and said, 'Think of different animals and how you can make them!'

The children made a large space in the centre of the room and began to work. First, they made five very long things out of paper cups. Next, they made a large ball and a small ball out of newspaper.

Finally, they made the animal. The four long legs and a long nose, called a trunk, were made of the paper cups. The head and body were made from painted newspapers. The two ears were made of paper plates. The two long teeth, called tusks, were made of plastic knives. It was a beautiful elephant!

Examples

Mrs White had some great news.


Mrs White said to the class, 'The museum is having a competition.'

Questions

- 1 Mrs White is Maria's
- 2 Mrs White said, 'The class is going to make out of recycled materials.'
- 3 The children were about the competition.
- 4 The children from home.
- 5 They had of newspapers.
- 6 The elephant's legs were made of the
- 7 The ears of paper plates.

6 Read the text. Choose the right words and write them on the lines.

Banana bread recipe



Example Many people all over the world like to eat bread.

1 Bread is a very healthy food it gives people energy

2 work, play or study.

3 It's easy to delicious banana bread.

4 First, mix the butter and sugar in a big bowl. Then

5 you add egg and some mashed bananas. Next,

6 another bowl, mix flour, baking soda and salt.

7 After that, mix the dry ingredients the wet ones.

8 Put the banana bread in the oven and bake it for hour.

9 Finally, the banana bread out of the oven and cut it

10 into slices to eat with friends.

Example	eats	eating	eat
1	because	if	but
2	and	to	or
3	made	makes	make
4	it	you	he
5	an	a	any
6	between	over	in
7	with	at	behind
8	one	two	some
9	took	take	taking
10	our	my	your

7 Read the letter and write the missing words. Write one word in each space.



Example


..... Dear Lucy,

- 1 Yesterday was my birthday my family and I went to a restaurant to have pizza.
- 2 I watched the cook make the pizza the kitchen.
- 3 First, she the dough out of flour and water.
- 4 Then she threw in the air to make it round.
Next, she put tomato on the pizza.
After that she added the cheese and mushrooms.
- 5 It delicious!
Love,
Mike




1

Teacher's card



Find the Differences

Pupil's card



Find the Differences

Teacher's card



John


What / making	?
What / made of	?
What / do first	?
How long / take to make	?
What / taste like	?

Katy

What / making	soup
What / made of	water, 3 carrots and 4 onions
What / do first	cut the vegetables with a knife
How long / take to make	half an hour
What / taste like	very good

Find Information. Ask and answer.

Pupil's card




John

What / making	a sandwich
What / made of	bread, mayonnaise and 3 tomatoes
What / do first	spread mayonnaise on the bread
How long / take to make	10 minutes
What / taste like	great

Katy

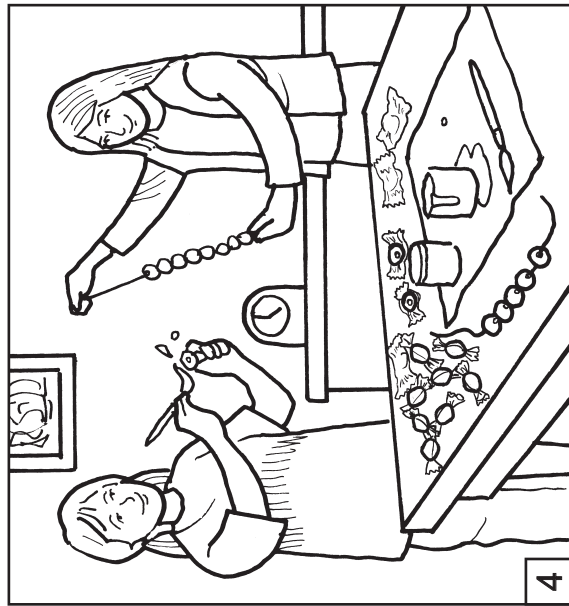
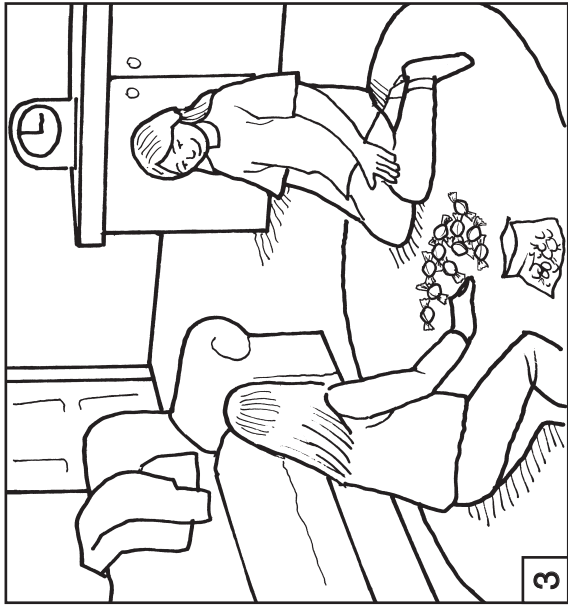


What / making	?
What / made of	?
What / do first	?
How long / take to make	?
What / taste like	?

Find Information. Ask and answer.




Daisy

Betty



4



5

Tell the Story