



Teacher's notes

Reinforcement worksheet 1

- Pupils read the story on the worksheet and complete the crossword.

Key: 1 wood, 2 leg, 3 playing, 4 (down) bridge, 5 fell, 6 dirty, 7 walking, 8 jumping, 9 not, 10 arm, 11 (across) father, 11 (down) fast.

- Ask pupils to read the story again, this time to find out what Alvin was doing on the three occasions when he fell. They write the sentences on the three lines.

Key: 1 He was jumping over a rock.

2 They were walking across the bridge.

3 He was standing on one leg to take his dirty boots off.

- **Optional follow-up activity:** Pupils create a role play. One pupil is a friend and the other is Alvin. The friend asks Alvin what happened to his arm and Alvin explains. They can invent new scenarios, but Alvin should still fall three times.

Reinforcement worksheet 2

- Pupils find the odd word out in each row and circle it. When pupils have circled all the odd words, check their answers. Ask pupils to explain why that word is odd and what the other words are. Next they break the code to find the secret message.

Key: Odd words out: B bridge, C cave, D explorer, E tent, F west, G rucksack, H rock, I sledge, J flashlight.

Secret message: Marco Polo was seventeen when he left home to go to China.

- **Optional follow-up activity:** With books closed, pupils play a game in teams. Ask pupils to name three things in each of these categories: things you can put in a rucksack, compass points, places made of water, things you can climb, things an explorer can sleep in, types of weather, etc. Award one point for each correct answer.

Extension worksheet 1

- Set the scene for the class: two explorers have had a terrible week. One is writing a diary. Pupils read the diary (Monday–Friday) and circle the correct tenses to complete the sentences.

Key: 2 fell, 3 were climbing, 4 started, 5 were crossing, 6 put, 7 were sleeping, 8 fell, 9 was jumping, 10 fell.

- Pupils order the words to make questions about the diary. They ask and answer the questions with a friend, then match the questions to the answers.

Key: Monday: What was he carrying on his head?

(3 A rucksack), Tuesday: What were they climbing up?

(1 A mountain), Wednesday: What were they crossing?

(5 A bridge), Thursday: Where were they sleeping? (2 In the tent), Friday: Was he jumping over a rock? (4 Yes, he was).

- **Optional follow-up activity:** Pupils suggest ideas for what happened to the explorers on Saturday and Sunday. Encourage them to use the past continuous and past simple tenses with *when*.

Extension worksheet 2

- Pupils read the instructions and draw, colour and write to complete the picture. They need red, blue, green and orange crayons. When they have finished, they compare their picture with a partner's. The pupils then write a short story about the picture beginning with the words *While the explorer was sleeping ...*

- **Optional follow-up activity:** Pupils write their name at the top of their paper. They exchange papers and read each other's stories. They read at least two and suggest a title for each paper (they can't repeat titles). When pupils get them back, they choose their favourite title.

Song worksheet

- Pupils read the song and find the answers in the pictures. They choose the two correct prepositions from each picture and write them in the song. They listen to the song (Track 6) to check their answers.

Key: 2 in, 3 down, 4 after, 5 over, 6 out, 7 on, 8 in, 9 in, 10 on.

- **Optional follow-up activity:** Pupils interview a partner to learn about their adventures. Write some of the following questions on the board: *Have you ever ... climbed a mountain? ... seen a cave? ... swum in a river? ... seen a crocodile? ... been to an island? ... seen a waterfall? ... been to the jungle? ... camped out? ... slept on the ground? ... seen a snake?*

Topic worksheet

- Pre-teach *UFOs*, *aliens* and *theory*. Pupils read the first part of the text. As they read, they look at the map and draw the symbols where the incidents happened. They read the text to find six possible ideas for why boats and planes have disappeared and they tick the ones they believe. Let pupils discuss them, then hold a class vote to find out which theory is the most popular.

Key: Possible causes for disappearances: UFOs, aliens, underwater volcanoes, boats and planes had problems, bad weather / hurricanes and storms, they weren't in the Bermuda Triangle.

- **Optional follow-up activity:** Pupils write an adventure story in pairs. They are having trouble at sea or in the air and they are afraid because they are in the Bermuda Triangle. Help pupils with an opening line, e.g. *We were sailing in the Atlantic when suddenly ...*. Display the stories on the wall and let pupils read them.

Unit 3




Reinforcement worksheet 1

1 Read about Alvin's adventure. Complete the story crossword.

Last weekend Alvin (4 →) ... his arm. On Saturday morning he and his (11 →) ... were walking up a really big hill. Alvin was (8 →) ... over a rock when he fell but he wasn't (3 ↓)

Then, they were in the (1 ↓) ... and they had to cross a really (11 ↓) ... river. They were (7 →) ... across a (4 ↓) ... when Alvin put his foot through a hole in it. He fell again, but that's (9 ↓) ... how he broke his arm! Later, when he got home he was standing on one (2 ↓) ... to take his (6 →) ... boots off. Suddenly he (5 →) ... over. This time he broke his (10 ↓) ... What an adventure!



2 Alvin fell three times. What was he doing each time he fell?

- 1 He
- 2
- 3

1 Which is the odd one out?

- | | | | | |
|---|--------------|------------|-----------|-----------|
| A | north | south | east | camp |
| B | rain | snow | bridge | wind |
| C | sleeping bag | torch | cave | map |
| D | explorer | plant | grass | flower |
| E | snake | tent | crocodile | spider |
| F | lake | river | west | waterfall |
| G | forest | rucksack | hill | wood |
| H | rock | walk | climb | explore |
| I | jungle | mountain | beach | sledge |
| J | Italy | flashlight | China | India |

2 Look at the code. Write the secret message.

A3 = the third letter of answer A in Activity 1 (camp)

A3 – J3 – H1 – G3 – H2 / D3 – H2 – I2 – D5 / F1 – J3 – I1

— — — — — — — — — — — — — — — —

G5 – D1 – C3 – F2 – E3 – J10 – I6 – B6 – E3 / F1 – J5 – D1 – E3 / J5 – D1

— — — — — — — — — — — — — — — —

I2 – D1 – J1 – E4 / J5 – H2 – A3 – D1 / E1 – H2 / J8 – D5 / F4 – D5

— — — — — — — — — — — — — — — —

C1 – J5 – B3 – E3 – G6.

— — — — — .



- 1 Two explorers have had a terrible week!
Read and choose the right words.

Monday

We had to cross a deep river on foot.
(1) I **carried** / **was carrying** my rucksack on my head when (2) it **fell** / **was falling** in the water. My sleeping bag and all my clothes are wet!

Tuesday

(3) We **climbed** / **were climbing** up the mountain when (4) it **started** / **was starting** to snow, so we camped on the side of the mountain. It was snowing for hours and I've got a bad cold now.

Wednesday

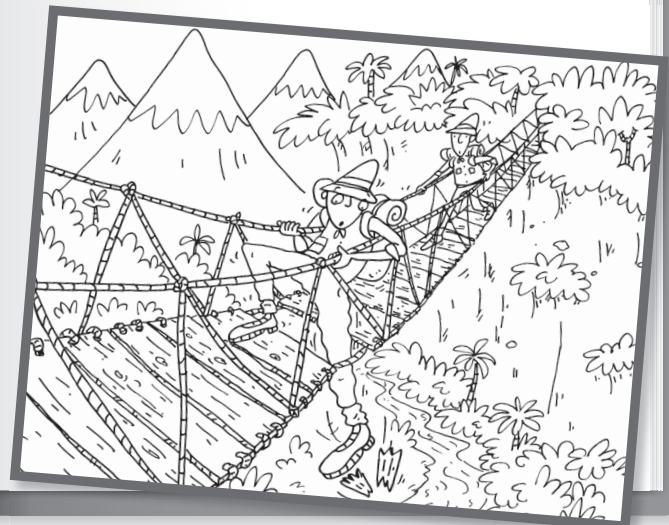
(5) We **crossed** / **were crossing** a bridge when (6) I **put** / **was putting** my foot through a hole. The torch fell out of my rucksack and it broke. We haven't got a torch any more.

Thursday

During the night it was raining and there was a very strong wind.
(7) We **slept** / **were sleeping** when the tent (8) **fell** / **was falling** on our heads.

Friday

(9) I **jumped** / **was jumping** over a rock when (10) I **fell** / **was falling** again. My foot hurts a lot now.
What an adventure!



- 2 Read and order the questions. Match them with the answers. Ask and answer with a friend.

Monday:	What / he / was / his / on / carrying / head?	<input checked="" type="checkbox"/>	1 A mountain.
Tuesday:	they / climbing / What / were / up?	<input type="checkbox"/>	2 In the tent.
Wednesday:	they / were / What / crossing?	<input type="checkbox"/>	3 A rucksack.
Thursday:	sleeping? / were / Where / they	<input type="checkbox"/>	4 Yes, he was.
Friday:	he / over / jumping / Was / rock? / a	<input type="checkbox"/>	5 A bridge.



1 Read and colour and draw and write.



- 1 Complete the directions (north, etc.) on the compass.
- 2 It's very cold. Draw a red hat on the explorer's head.
- 3 Draw a torch on the sleeping bag and colour it orange.
- 4 Colour the explorer's sleeping bag blue.
- 5 It's raining. Draw a hole in the west side of the tent. Show the rain coming in.
- 6 Draw a big green snake near the explorer's feet.

2 Write a short story about the explorer in Activity 1.

While the explorer was sleeping,.....

.....

.....

.....

.....

.....

Unit 3

Song worksheet




1 Read and choose two words from each picture to complete the song.

I was climbing (1) up the mountain when it started to snow.

I hid (2) _____ a cave. There was nowhere else to go.


What an adventure!



I was swimming (3) _____ a river when I thought I saw a tree.

A big crocodile was racing (4) _____ me.

What an adventure!



I was flying (5) _____ an island. I was looking all about

When my plane coughed and stopped and I had to jump (6) _____.


What an adventure!



I was sailing (7) _____ a river, enjoying it all.

Then I saw a boat (8) _____ front of me go down a waterfall.

What an adventure!




I was camping (9) _____ the jungle.

I was sleeping (10) _____ the ground

When suddenly I felt a snake. It didn't make a sound.

What an adventure!
What an adventure!




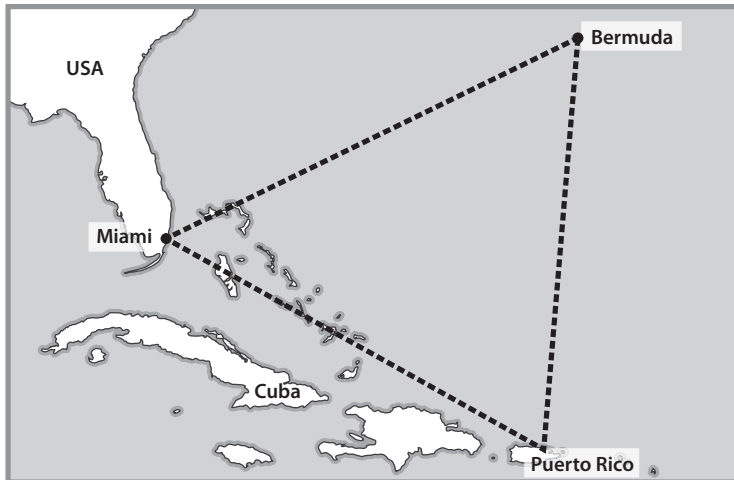
2 Listen and check.

Unit 3

Topic worksheet



- 1 Read about the **Bermuda Triangle**. Where were the boat, the plane and the ship? Draw them on the map.



A boat called the SS Marine Sulphur Queen was sailing somewhere between Miami and Cuba in 1963 when it went missing. People looked for the ship for 19 days but it was never found.

A plane (flight NC16002) disappeared when it was flying half way between Puerto Rico and Miami. No one found

the plane or the 32 people on it.

In 1967 a ship was having problems at sea, so the captain called the Coast Guard. The Coast Guard, who help people in trouble at sea, arrived 19 minutes later to look for the ship, but they never found it. It was only one mile south of Miami.

- 2 Read and underline six ideas for why things disappear in the Bermuda Triangle. Tick the theories you believe.

More than 1,700 ships and planes have disappeared in the Bermuda Triangle. Writers and film-makers often say that there are UFOs in the Triangle; others say that aliens live in the region. Read about some of the many other theories.

Underwater volcanoes often happen in the Bermuda Triangle. Pilots in planes can't see the water clearly and ships sink.

The boats or planes had lots of problems. For example, people think that flight NC16002 had an engine problem and crashed.

The Bermuda Triangle has a lot of hurricanes and storms. Some people believe that ships disappear because of this strong weather.

Some boats and planes were not in the Bermuda Triangle at all!