

4

Teacher's notes

Reinforcement worksheet 1

- Pupils use the co-ordinate key to work out the verbs. They transfer them to the correct column of the table and complete the missing forms.

Key: b play – 2 played, 3 help – c helped, 4 carry – d carried, e stop – 5 stopped, f dance – 6 danced, 7 hop – g hopped.

- **Optional follow-up activity:** Pupils make a new co-ordinate key with all the letters of the alphabet to write a secret message for a friend.

Reinforcement worksheet 2

- Pupils decide which verb goes with each picture. They use the information to complete the text. They write questions and answers about Jane's week.

Key: c second, d danced, e third, f hopped, g fourth, h carried, i fifth, j helped, k sixth, l stopped, m seventh, n laughed.

- **Optional follow-up activity:** In groups of seven, each pupil has a sheet of paper and writes at the top of the page, *On the first day I ...* and continues the sentence. They then fold over the paper so that the sentence is hidden and pass the paper to the pupil on their left. Each pupil then writes, beneath the fold, *On the second day, I ...* This continues until each pupil has written one sentence on each sheet of paper. Pupils take it in turns to unfold the paper and read about a complete week. They decide which week is the most exciting, amusing, etc.

Extension worksheet 1

- Pupils complete the table, dividing the past verb forms into three groups according to their final sound: /t/, /d/ or /ɪd/. They then follow the instructions to write sentences using certain verbs from the table.

Key: Pupils' own sentences with: (*climbed*), *painted*, *helped*, *played*.

- **Optional follow-up activity:** In groups, pupils read out their sentences and decide which one they like best. They then illustrate the chosen sentence as a pronunciation reminder. Display the pictures in three groups according to the final sound.

Extension worksheet 2

- Pupils listen to the story (Track 10) and follow on the worksheet. They then follow the instructions to write the sentences from the story. They can write in their notebooks or on the back of the worksheet, as you prefer.

- **Optional follow-up activity:** In groups of four, each pupil cuts out the six frames. The dealer shuffles them and deals them all out. Pupil A puts one of the frames face up on the table and the others race to put down the next frame. The first to do so keeps the cards and play passes to Pupil B, and so on. The game continues until one pupil has won all the cards. Tell the pupils that, in this game, frame 1 follows on from frame 6.

Song worksheet

- Pupils first negotiate with the group whether they can complete the gaps in any order or whether everyone must work through from first to twelfth. They then throw one dice until they have thrown 1–6 and then two together to enable them to throw 7–12. They complete the song with ordinal numbers as they throw the corresponding number on the dice. They keep a record of how many throws they need to complete it.
- When everyone is ready, they listen to the song (Track 11) to check their answers.

Key: second, third, fourth, fifth, sixth, seventh, eighth, ninth, tenth, eleventh, twelfth.

- **Optional follow-up activity:** In groups, pupils adapt the lyrics to another activity, e.g. playing football instead of dancing. They take it in turns to sing and mime the actions.

Topic worksheet

- Pupils make a mini book in class by folding along the solid lines (first fold 1, after which they cut along the dotted lines, then fold 2 and the remaining two lines). When all the folds have been made, they open the sheet up again and fold along fold 2 again. They then join point a to point b, point c to point d and, finally, point e to point f. Once they have made the book, they write their own mini story and decide on a title for it.
- **Optional follow-up activity:** Pupils take it in turns to read their stories aloud.

Unit
4

Reinforcement worksheet 1

Think and write.



6	r	l	e	s	r	a
5	t	y	o	d	u	h
4	e	g	d	h	a	p
3	p	l	p	p	e	n
2	c	d	e	l	h	a
1	c	o	y	d	a	p
	A	B	C	D	E	F

Use the code to find the verbs. Complete the table.

- 1 ~~B6-F6-E5-B4-D4~~
- 2 ~~C3-B3-F2-C1-A4-D1~~
- 3 ~~E2-C6-D2-F4~~
- 4 ~~A1-E4-A6-E6-B5~~
- 5 ~~D6-A5-B1-C3-F1-E3-B2~~
- 6 ~~C4-E1-F3-A2-C2-D5~~
- 7 ~~F5-C5-A3~~


Infinitive	Past
1 laugh	a laughed
b	2
3	c
4	d
e	5
f	6
7	g

Unit 4

Reinforcement worksheet 2

Match the pictures with the verbs.

helped laughed played danced ~~stopped~~ hopped carried



...stopped.....

Use the information to complete the text.

1st day	2nd day	3rd day	4th day	5th day	6th day	7th day
Picture 7	Picture 3	Picture 4	Picture 2	Picture 5	Picture 1	Picture 6

Jane was on holiday. She had an exciting week.

On the (a) first day, she (b) played tennis with her friends.

On the (c) day, she (d)

(e) day, she (f) in the park. On the

(g) day, she (h) her baby cousin. On the

(i) day, she (j) a woman to cross the

road. On the (k) day, she (l) her little

brother from crossing the road. Her mum was happy. She gave Jane a ticket

for the circus so on the (m) day, she went to the circus

where she (n) a lot.

Ask Jane questions about her week. Write her answers.

Did you carry your cousin on the first day? No, I didn't.




Unit
4

Extension worksheet 1



★ **Say the verbs. Think about the final sound. Complete the table.**

laughed	climbed	played	shouted	danced	stopped
lived	started	helped	painted	loved	invited


Pat /t/	Tod /d/	David / d/
		
laughed		
.....
.....
.....

★ **Follow the instructions. Write sentences.**

- Use the first verb from the second column.
I climbed a tree.
- Use the third verb from the third column.
.....
- Use the fourth verb from the first column.
.....
- Use the second verb from the second column.
.....

Extension worksheet 2

Read the clues. Write the sentences from the story.



- 1 Lock asks Key this when they are going to their chairs.
- 2 The man with the beard and the hat says this when he is standing up.
- 3 Key says this when he is drinking the lemonade.
- 4 Peter's dad says this when he is on the floor.
- 5 Peter asks this when he is walking through the door.
- 6 Key asks this when Peter is giving him the tickets.

Unit
4

Song worksheet



★ **Throw the dice and write the correct ordinal numbers.**

Dancing is good, dancing is fine,
Dancing is great!

Come on, children! Dance in line!

First

.....,,
..... and

Dance, dance across the floor.

.....,,
.....,

Jump, kick, don't come in late.

.....,,
.....

Dancing is good for your health.
Dancing's good, dancing's fine,
Come on, children! Dance in line!

Number five's first,

And number ten's last.

He can't hop and skip,

He can't get past.

Dancing is good, dancing is fine,
Dancing is great!

Come on, children! Dance in line.

★ **How many times did you throw the dice?**

★  **Listen and check. Sing.**

Unit
4


Topic worksheet



Make and write a book.

<p>• e •</p> <p>One day, he / she</p> <p>.....</p> <p>.....</p>	<p>• f •</p> <p>Then, he / she</p> <p>.....</p> <p>.....</p>	<p>• d • • p •</p> <p>Then, he / she</p> <p>In the end, he / she</p> <p>.....</p> <p>.....</p>	<p>• c •</p> <p>by</p> <p>.....</p> <p>.....</p>
<p>fold 2</p> <p>• b •</p> <p>and he / she</p> <p>was</p> <p>because</p> <p>.....</p>	<p>He / She was</p> <p>because</p> <p>.....</p>	<p>fold 1</p> <p>He / She lived in</p> <p>.....</p>	<p>Once upon a time</p> <p>there was a</p> <p>.....</p> <p>.....</p>

Word cards: After school club



first	eleventh
second	twelfth
third	thirteenth
fourth	fourteenth
fifth	fifteenth
sixth	sixteenth
seventh	seventeenth
eighth	eighteenth
ninth	nineteenth
tenth	twentieth