

Reinforcement worksheet 1

- Starting with the circled letter and moving in a clockwise direction, pupils join the dots to complete each picture and spell the word. They then use the words to complete the sentences.

Key: 1 cake, 2 sausage, 3 watermelon, 4 lemonade, 5 orange, 6 burger.

- Optional follow-up activity:** Pupils prepare a similar letter dot-to-dot of a different food or drink. Pupils then swap and complete the dot-to-dots.

Reinforcement worksheet 2

- Pupils complete the *Sudoku* by writing the name of the food or drink under the corresponding picture. To complete the puzzle, they must see which word is missing from each line (no word can be repeated on the same line), write it and draw it. Pupil A points to one of the pictures and asks *What's this?* or *What are these?* The first pupil to give the correct and complete answer (*It's ...* or *They're ...*) gets a point and the next go.

Key: orange, burger, lemonade, sausage, cake, watermelon.

- Optional follow-up activity:** Using the *Sudoku* as a model, ask pupils to prepare another one for their partners using vocabulary of their choice from Units 7–11. Pupils swap and complete the puzzles.

Extension worksheet 1

- Pupils locate the food vocabulary in the wordsearch. They write the words beside the corresponding pictures. They shade the words within the wordsearch and then copy the remaining letters to produce a dialogue (one letter for each dash). They add their own choice of food and drink.

Key: watermelon, orange, lemonade, sausage, eggs, burger, cake.

- a What would you like to eat?
b I'd like ..., please.
a And what would you like to drink?
b I'd like ..., please. Thank you.

- Optional follow-up activity:** Pupils work in groups of three and play a memory game. Pupil A asks *What would you like to eat or drink?* Pupil B answers, e.g. *I'd like lemonade* and then turns to Pupil C and asks the same question. Pupil C gives Pupil B's answer and adds to it, e.g. *I'd like lemonade and cake*. Play continues until one pupil forgets or cannot go on.

Extension worksheet 2

- Pupils look at the jumbled sentences and rewrite them below in the correct order. They can check by listening (Track 21).

Key: See Pupil's Book, page 71.

- Optional follow-up activity:** Pupils work in groups and play *Bingo!* They each draw a four by four grid in their notebooks and write eight of the words that they used in the sentence-ordering activity (without using any word more than once). One pupil acts as bingo caller (decided by throwing a six on a dice). The winner of the first game is the caller in the second game, etc.


Song worksheet

- Pupils listen to the song (Track 22) and complete the lyrics.

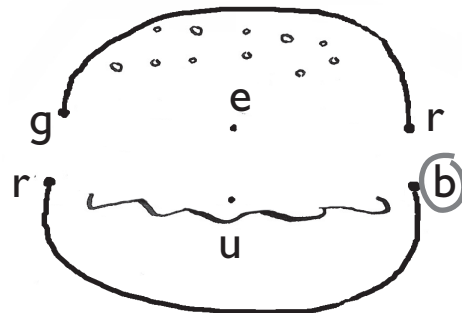
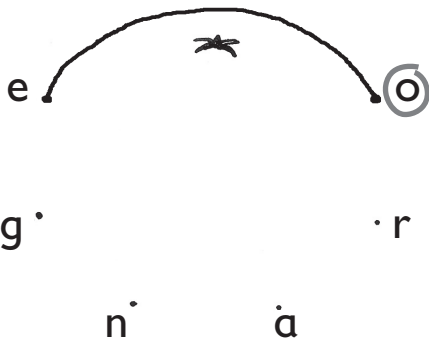
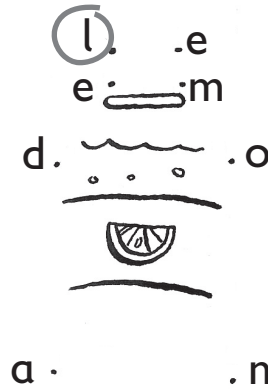
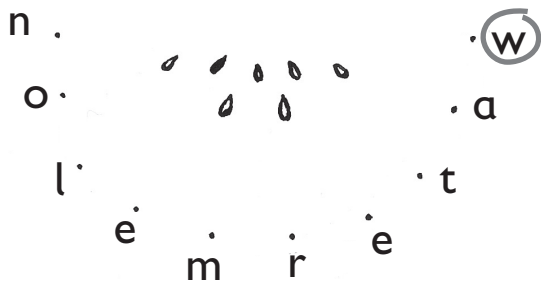
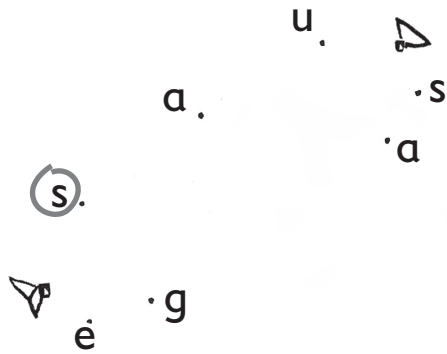
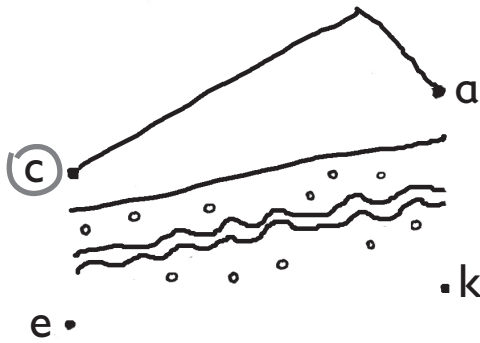
Key: See Pupil's Book, page 69.

- Optional follow-up activity:** Pupils work in groups. They create an extra verse for the song and perform it for the class.

Reinforcement worksheet 1



Join, write and answer.




I love cake.....

I like

I don't like

Reinforcement worksheet 2



Write and draw.


				 orange	

Unit 11


Extension worksheet 1



Find and write.



cake



w	w	h	a	t	w	o	u	l	c	d
y	a	o	u	l	i	k	e	t	a	o
e	a	t	t	i	d	l	i	k	k	e
		l	e	m	o	n	a	d	e	
p	l	e	a	r	s	r	e	a	n	d
w	h	b	a	t	m	w	a	o	u	l
s	a	u	s	a	g	e	d	n	y	o
u	l	r	i	k	e	t	l	o	g	d
e	g	g	s	r	i	n	k	o	i	e
d	l	e	i	k	e	p	l	e	n	a
s	e	r	t	h	a	n	k	y	o	u



a W h a t _____?

b _____, _____.

a _____
_____?


b _____, _____.
_____.

Unit 11


Extension worksheet 2



Sort and write.



lemon Marie like cake. a would
Marie would like a lemon cake.



burgers to fries and Let's have eat.



the make let's cake. Now



can't her make Now cake. we a



birthday, Marie! Happy





pencil please? cake, Can have I some

Song worksheet



Listen and write. Sing.



I'd like a great big chocolate *cake*

And I'd like one for me.

I'd like a nice long

And I'd like one for me.

I'd like a and some

And I'd like some for me.


I'd like a drink of

And I'd like some for me.

I'd like coloured pencils, ...

I'd like a box of coloured

Don't give any to me!



Word cards: My birthday!



sausage

burger

cake

lemonade

watermelon



orange